

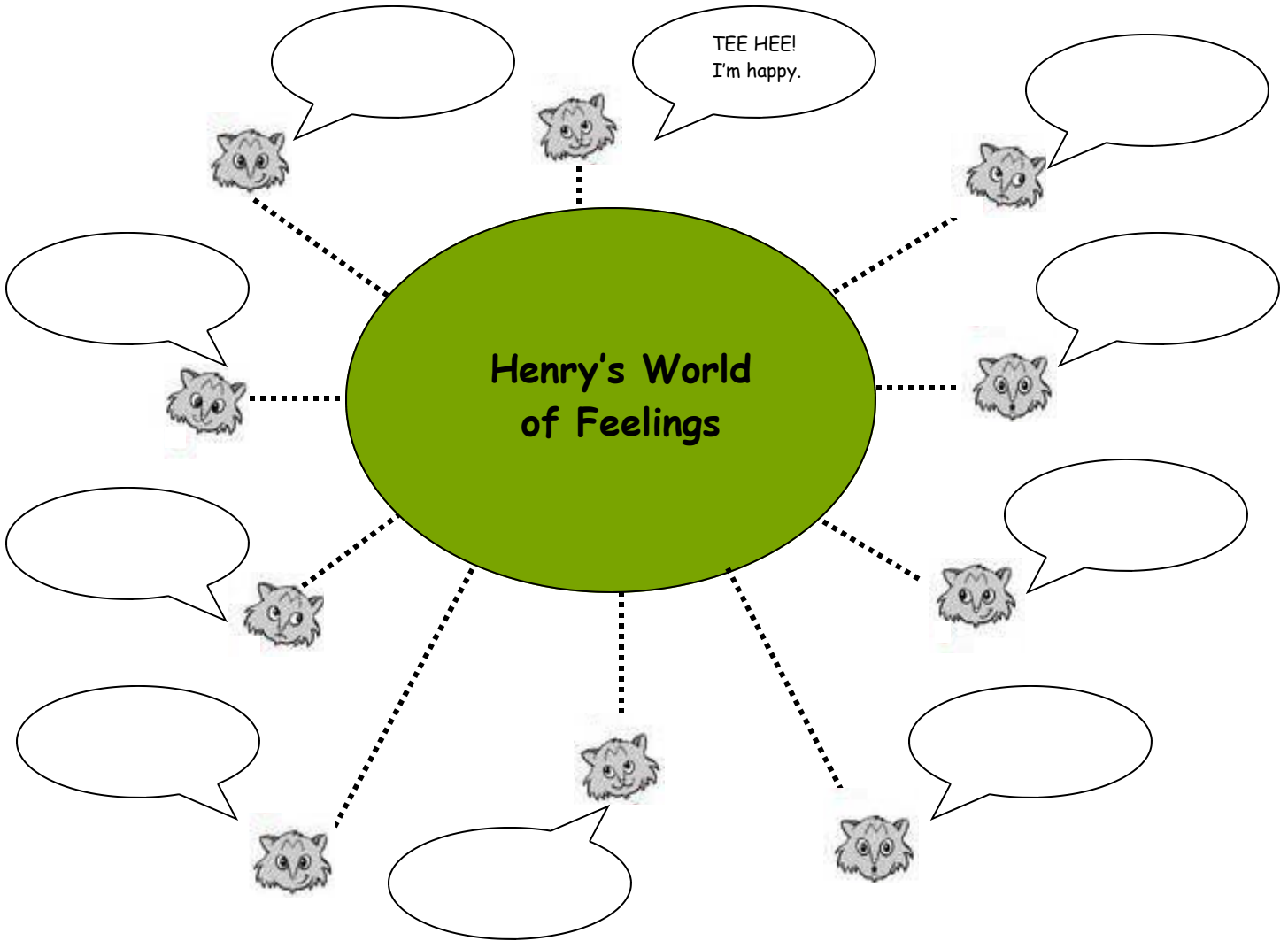


# Fun Activities

by Henry

## HENRY'S WORLD OF FEELINGS

Henry would like you to discover his feelings. Look at each Henry expression below and fill-in the thought bubble with what you think Henry might be feeling. When you finish, write a short story about how you are feeling using as many of the feelings words as possible.



*(Write your story here.)*

## HENRY SAYS (SIMON SAYS) GAME

Play this game of “Henry Says” with your parent or teacher and friends.

Setup: Select one person to play the role of Henry (the leader). Have the other players line up facing Henry.

Play: Similar to “Simon Says,” Henry gives commands to the group by saying “Henry Says” and the children follow Henry’s command. When the leader issues a command not prefaced by “Henry Says,” the children should not follow the command. If they do, they are out of the game.

Henry Says:

Be true to who you are – stand up straight.  
Be true to who you are – look at yourself in a mirror.  
Be true to who you are – hug yourself.  
Be true to who you are – smile.



Henry Says:

Hard things happen – take a deep breath.  
Hard things happen – close your eyes.  
Hard things happen – make a frown.  
Hard things happen – scratch your head.

Henry Says:

Play the hand you are dealt – shake your hands.  
Play the hand you are dealt – shake your head.  
Play the hand you are dealt – shake your body.  
Play the hand you are dealt – wiggle your toes.



Henry Says:

Connect with what you care about – shake hands with someone.  
Connect with what you care about – give Henry a hug.  
Connect with what you care about – hold hands and make a circle.  
Connect with what you care about – hold hands and shout: “I care.”

Henry Says:

Hate is learned – cover your ears.  
Hate is learned – shut your eyes.  
Hate is learned – close your mouth.  
Hate is learned – face someone and say hello.



# FUN HENRY ACTIVITIES



## Unscramble Henry's Words



These words are all about Henry! Unscramble them and use the marked letters to read his hidden message!

EMOW

2      10

WPA

HRYNE

1      7      3

YTKTI

5

YUZZF

11                      9

OTSF

8      6

UPRR

4

L   V

1    2    3    4    5                      6    7    8                      9    10    11

Hidden Message: Henry Loves You

meow, paw, Henry, kitty, fuzzy, soft, purr

Answers



## Find My Favorite Words



Directions: Find the hidden words below within the grid of letters.

BIRDS, BEES, BUTTERFLIES, COLORFUL, DOG, DOLLY, EARTH, EARTHWORMS, FLOWERS, FRIENDLY, HANDY, HAPPY, HENRY, LADYBUGS, MOON, RAINBOW, SHINY, STARS, SNOW, SUN, TINK, TREES, WIND, WORLD

F	R	I	E	N	D	L	Y	C	F	E	H	H	B	J
L	A	D	Y	B	U	G	S	O	L	A	A	E	E	X
H	A	P	P	Y	J	X	B	L	O	R	N	N	E	E
Y	G	Z	M	A	Q	M	M	O	W	T	D	R	S	Q
R	A	I	N	B	O	W	W	R	E	H	Y	Y	S	E
T	I	N	K	T	D	O	G	F	R	W	H	P	M	C
Q	M	W	O	R	L	D	U	U	S	O	N	V	O	W
Z	H	S	D	E	D	O	L	L	Y	R	X	M	O	R
X	G	H	Y	E	R	A	I	N	G	M	C	K	N	I
J	S	I	T	S	T	A	R	S	V	S	Z	T	P	O
L	U	N	E	A	R	T	H	W	I	N	D	V	H	B
V	N	Y	H	D	H	G	C	N	T	G	S	F	G	I
Q	P	K	Z	X	W	M	I	G	S	U	N	I	R	R
G	K	P	R	H	C	D	J	M	Y	P	O	I	Z	D
B	U	T	T	E	R	F	L	I	E	S	W	D	L	S

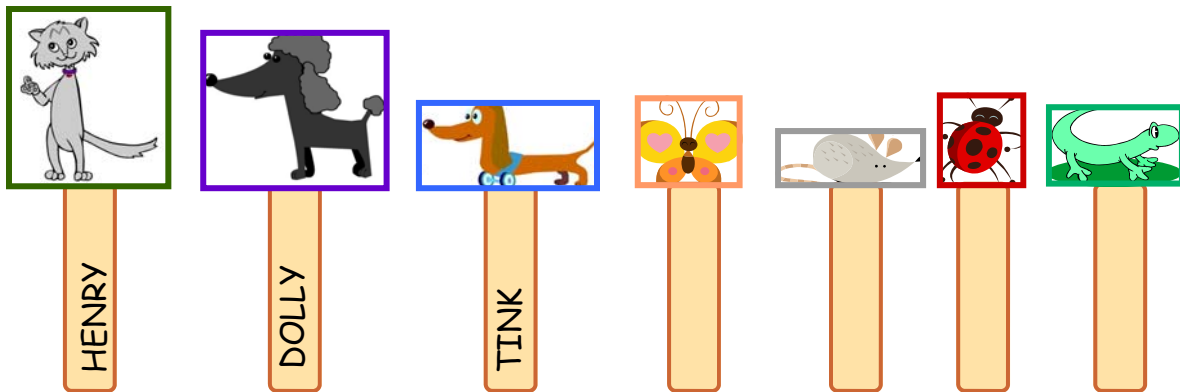


Help Henry find the correct path through the mazes.



## ANIMAL PUPPET SHOW

Put on a puppet show using the characters from Henry's story below. Create the puppets using craft sticks and the illustrations on the next page. Write a short script, set up a stage, and rehearse the play. If you like, use Henry's story below as a setting and add several "acts" to your play, or make up your own story.



### Henry's Story

*H*ello, my name is Henry. I live in a special home with Dolly the dog. I get lots of love and attention; my Mom says that I am special. My friend Tink is special too. I am missing one leg and Tink is missing two legs. But that doesn't keep us from chasing each other and having fun!!!

I love to explore new places, play with Dolly and Tink, and sometimes hide under the bed. My favorite place is my "cat condo" where I can sit quietly and smell the flowers, breathe the fresh air, and enjoy the warm sun. I spend a lot of time there thinking . . . about my family, my friends, and my world where butterflies, ladybugs, mice, and lizards like to play.

#### Act I

---

---

---

---

#### Act II

---

---

---

---

#### Act III






---

---

---

## ANIMAL PUPPET SHOW

Cut and glue each illustration to a craft stick. You may copy this page and make your puppets double-sided if you like.



## HENRY AND FRIENDS FINGER PUPPETS

Instructions: cut each finger puppet along the dotted line and tape the ends so they fit snugly on your fingers.

